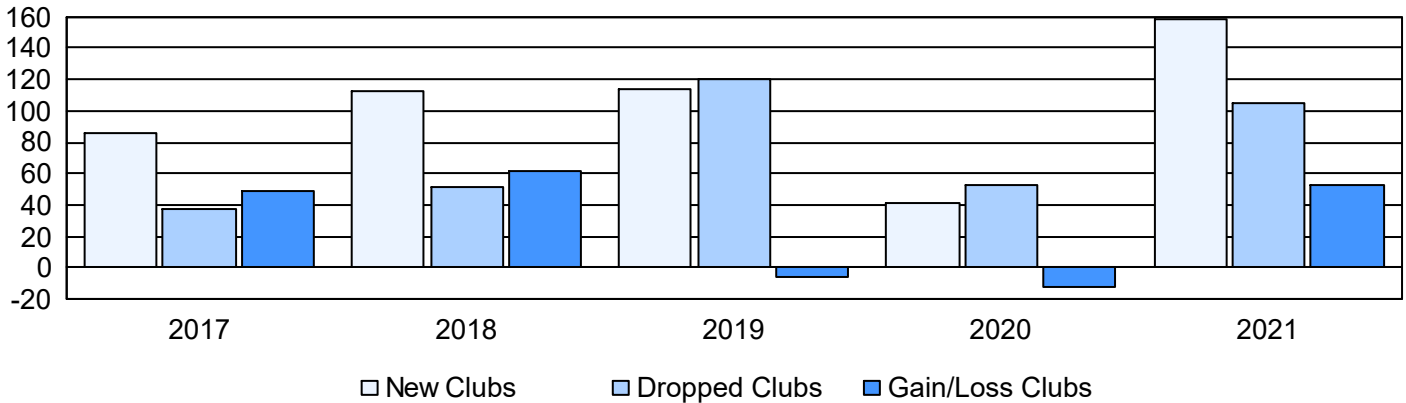
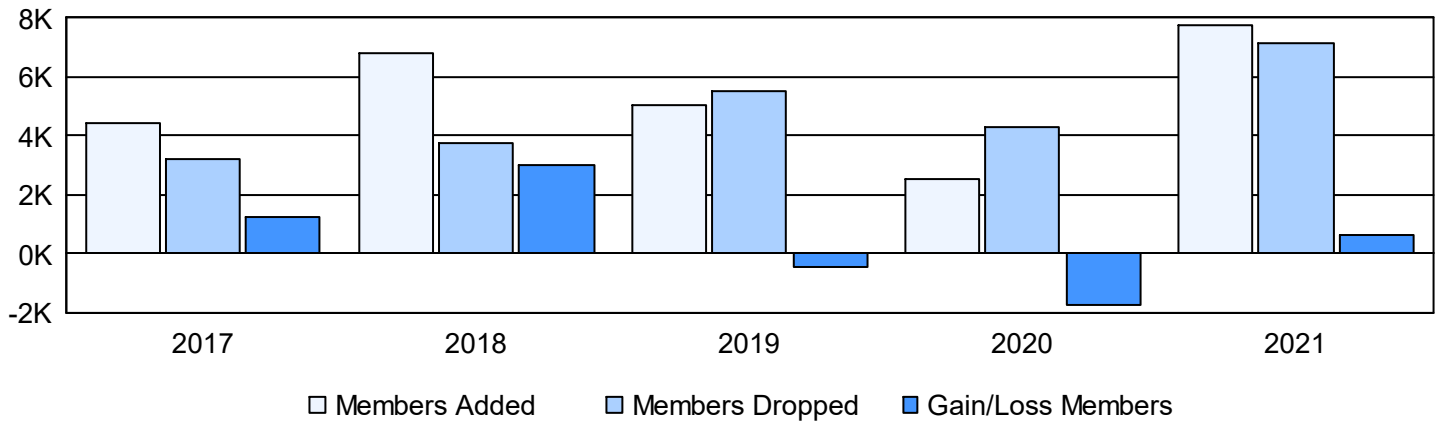


Year	New Clubs	Dropped Clubs	Gain/ Loss Clubs	New Members	Charter Members	Reinstate Members	Transfer Members	Total Member Added	Total Members Dropped	Gain/ Loss Members
2016-2017	86	37	49	1,937	1,939	303	228	4,407	3,194	1,213
2017-2018	113	51	62	2,594	3,201	610	380	6,785	3,773	3,012
2018-2019	114	120	-6	1,828	2,767	292	136	5,023	5,495	-472
2019-2020	41	53	-12	1,163	1,129	116	144	2,552	4,280	-1,728
2020-2021	158	105	53	2,741	4,460	292	282	7,775	7,168	607
Average	102	73	29	2,053	2,699	323	234	5,308	4,782	526

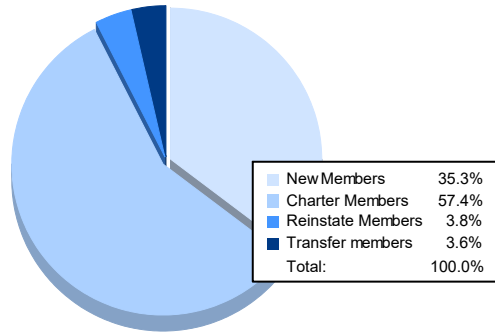
Clubs



Members



Membership Composition June 2021 Cumulative



Gender Composition June 2021 Cumulative

